

## Prologue

After the fight with the demon king, and a scene with the hero party




Walk between the guards



Talk to the man next to the wagon will get a couple of options to learn more about Lugo's back story, as well as some background on the politics of the kingdom.

Will be night talk to the man next to carriage 2 more times to proceed to next event

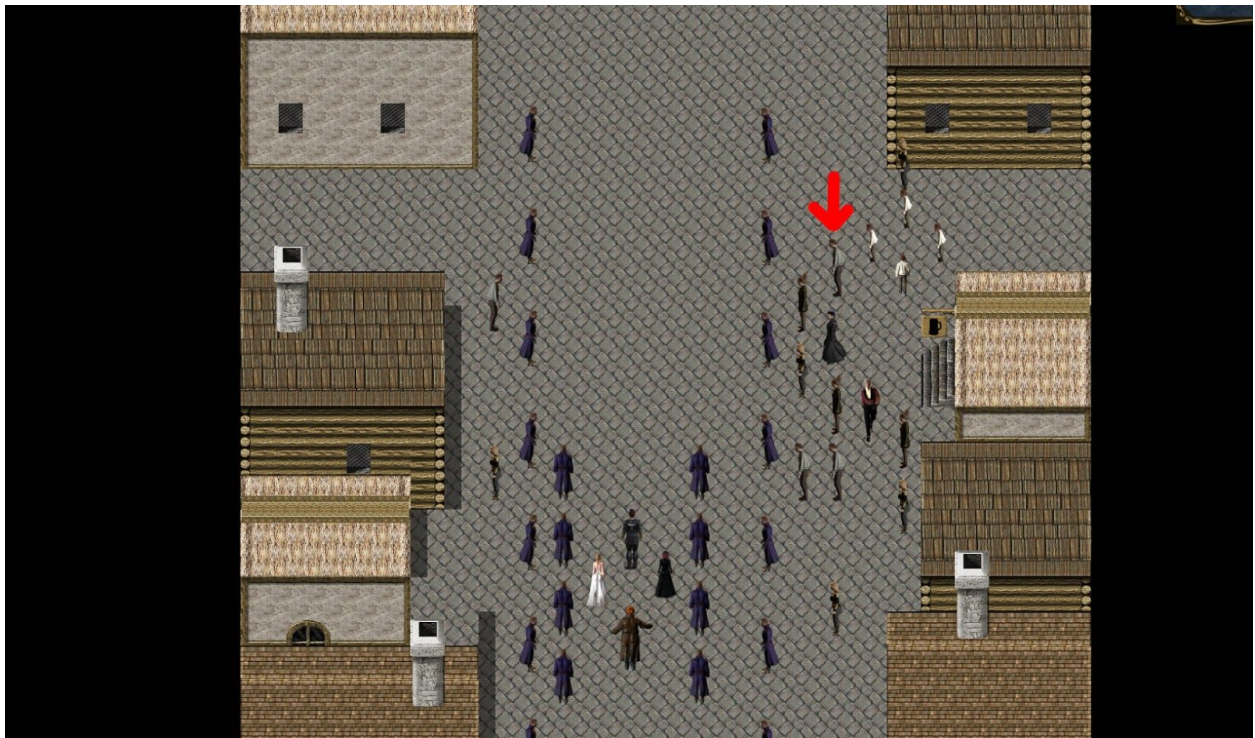




Go into the bar to proceed



Talk to the bartender here, then follow him outside.

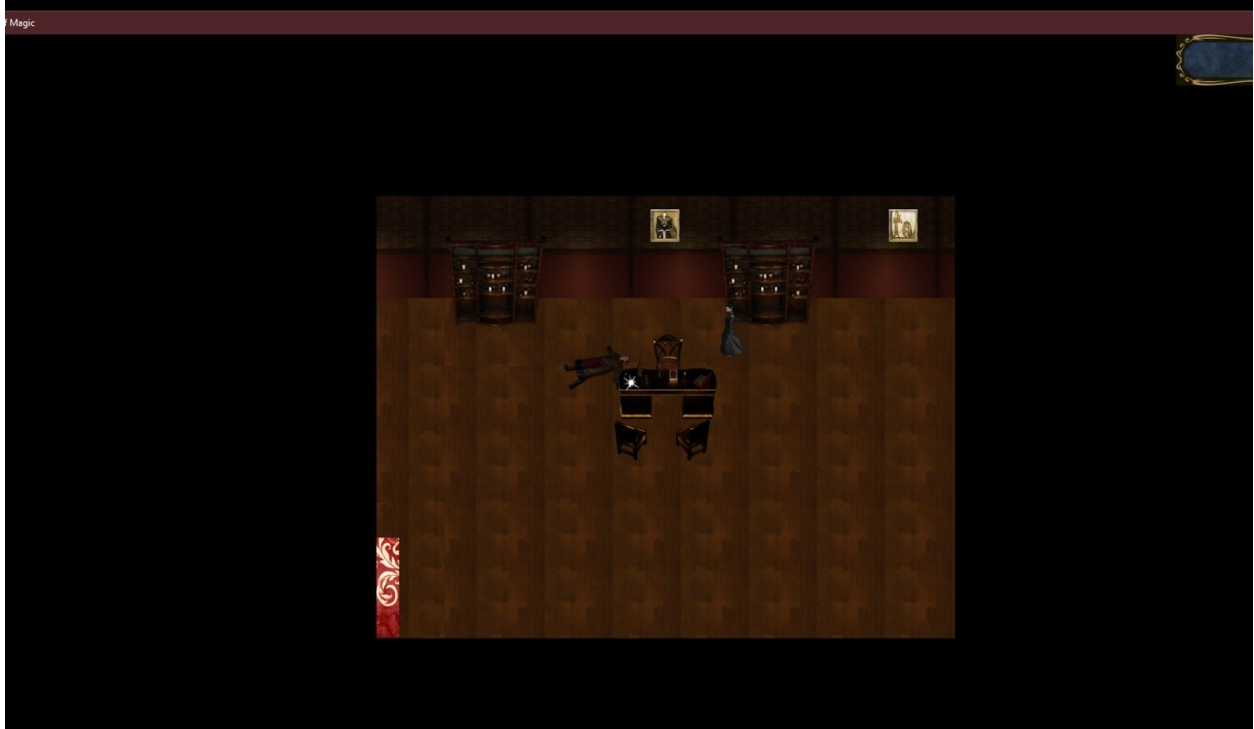


Talk to this NCP to proceed to the next event.





Talk to NCP in a red coat on the top left twice to continue.



Once Lugo has committed murder proceed to pilfer the office, another scene will happen

## Chapter 1

After you get home you can now freely explore the world, under house arrest. The first proceed to your room on the second floor, take a left then up if you are proceeding in the right direction you will get the Item **Walkthrough book**. Which will help you in-game.





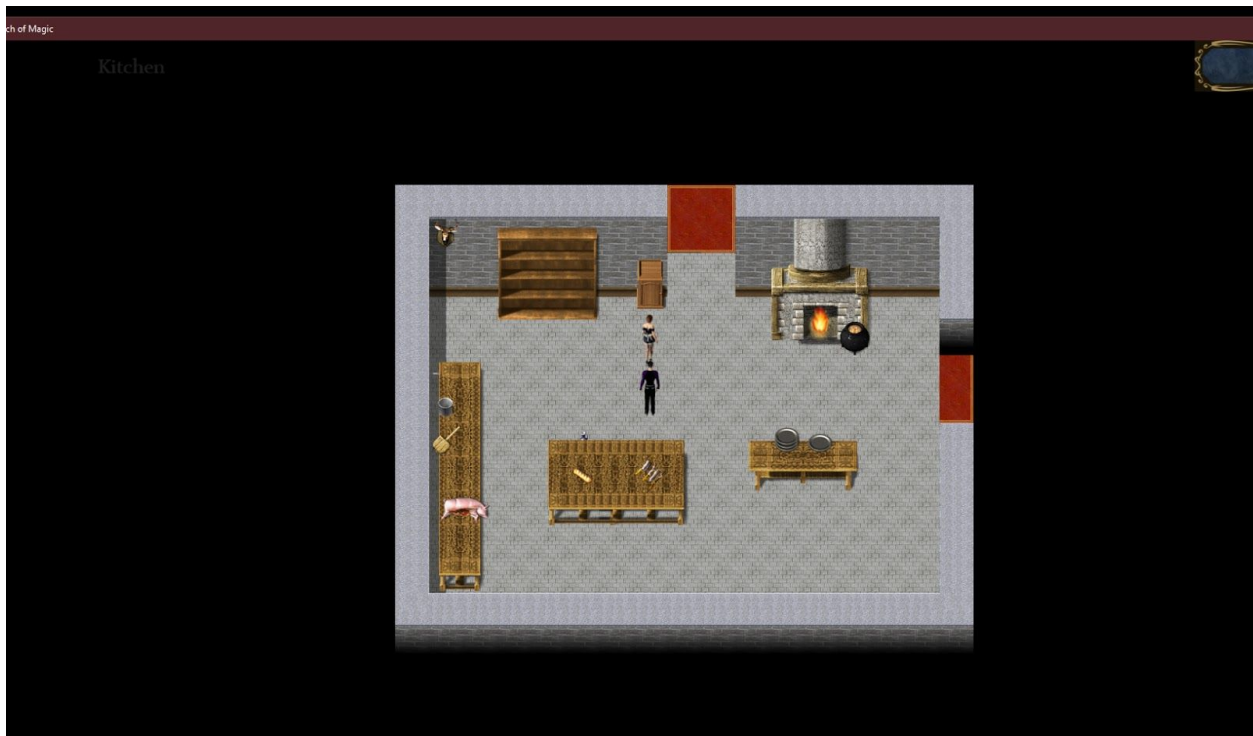
After a few scenes and a costume change proceed with sleeping in bed to restore your mana and continue with the game.



Proceed to the 3rd-floor attic to open the chest and get some free items.

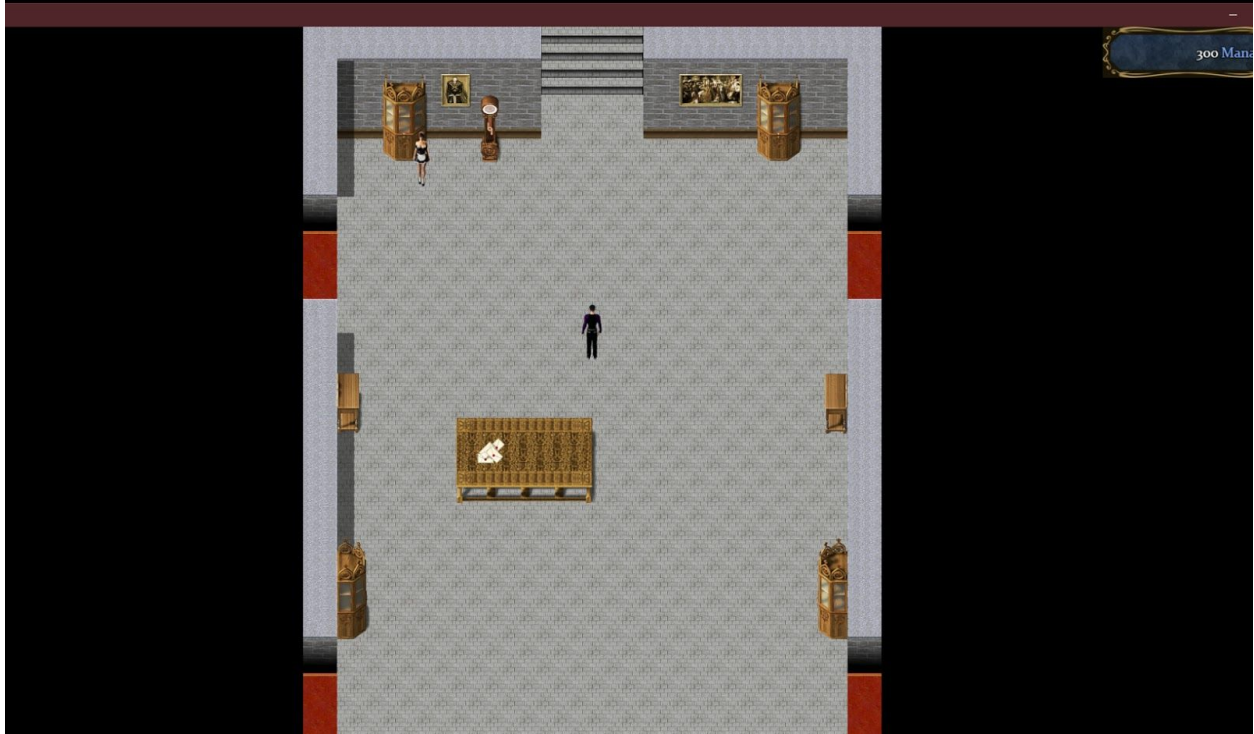
Proceed to the first floor to go either to the kitchen or Library and use the domination skill on the Mother and daughter.

### Alice



When proceeding with her in the kitchen her events for this part of the game will be over when using domination on her enough she will leave the kitchen and proceed to the main hall

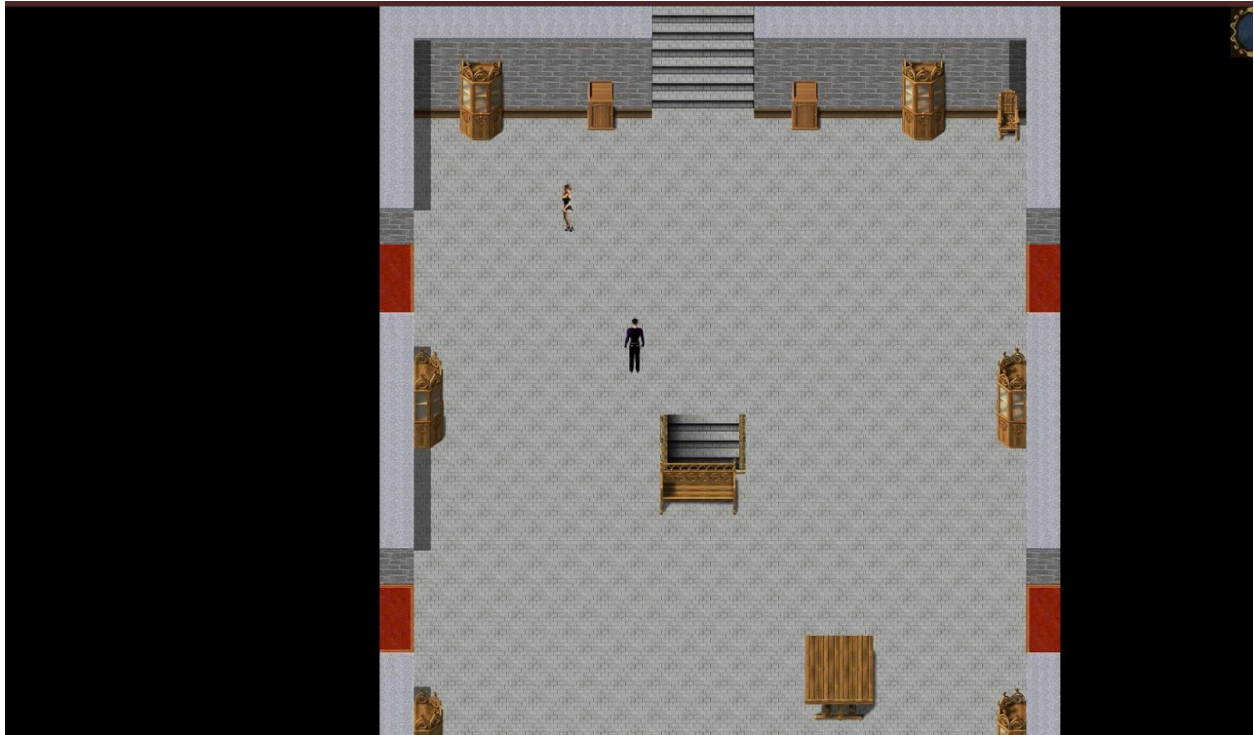




Anna




Continue to use domination on her until she leaves the library. She will not be available until you have completed Alice's events and have Alice in the main hall.




Once Alice is in the main Hall Proceed upstairs to the second floor to find Anna. proceed to domination her until this.

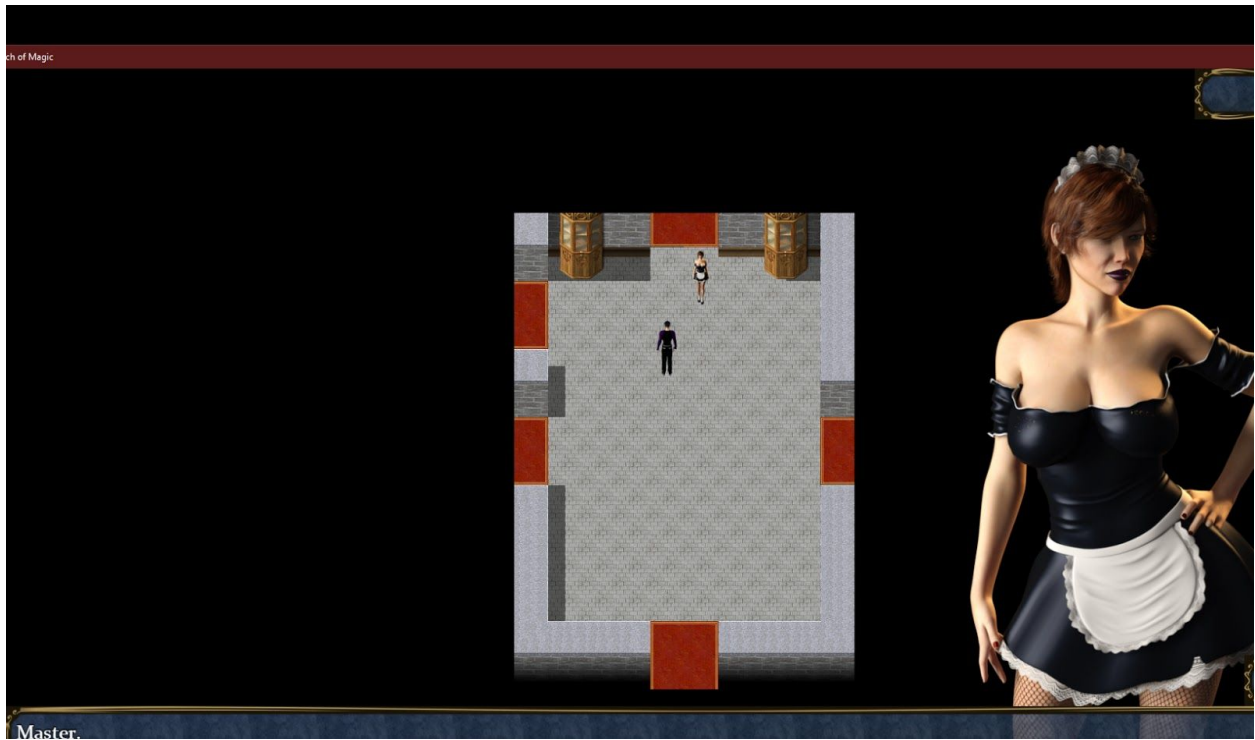




After this event proceeds to your room and sleep.



This will unlock the next scene with Liliana



When the event is over proceed back to your room and Meed with Alice she will give you some gold

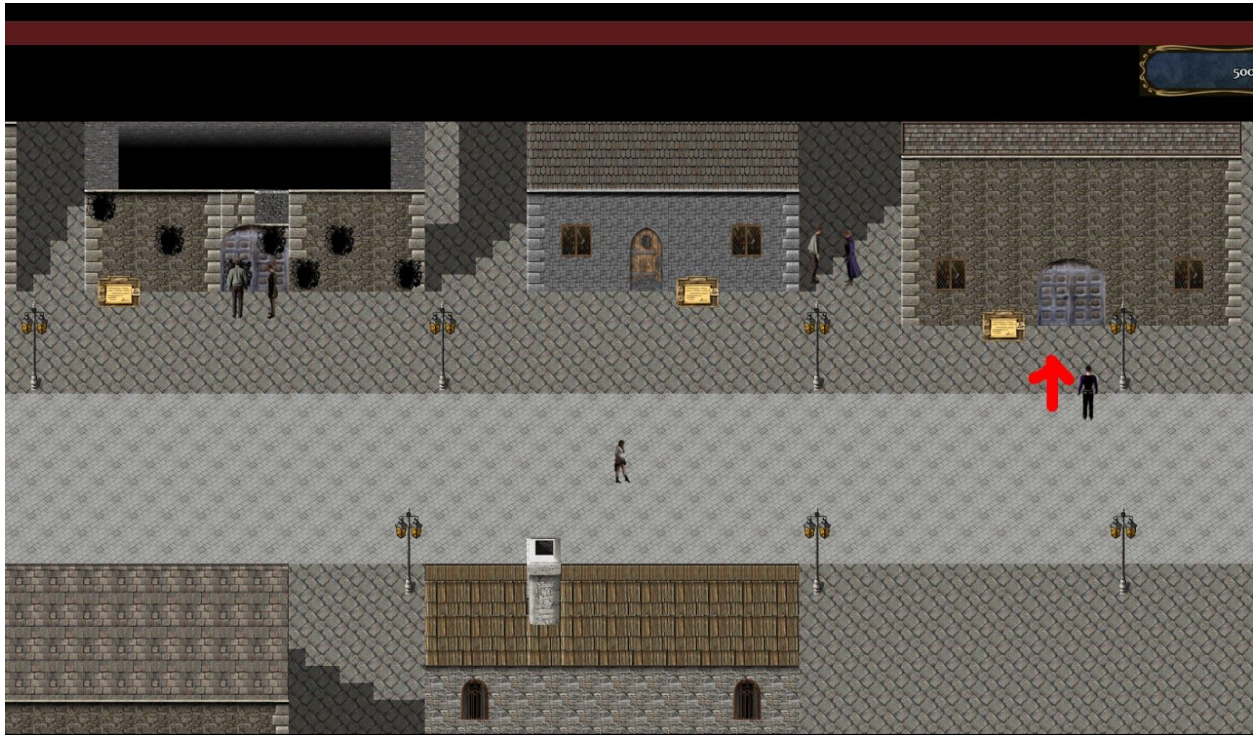




and you will be able to sneak out of the backyard to the alleyway.



Once you are out of the alleyway go to Uptown on the city map

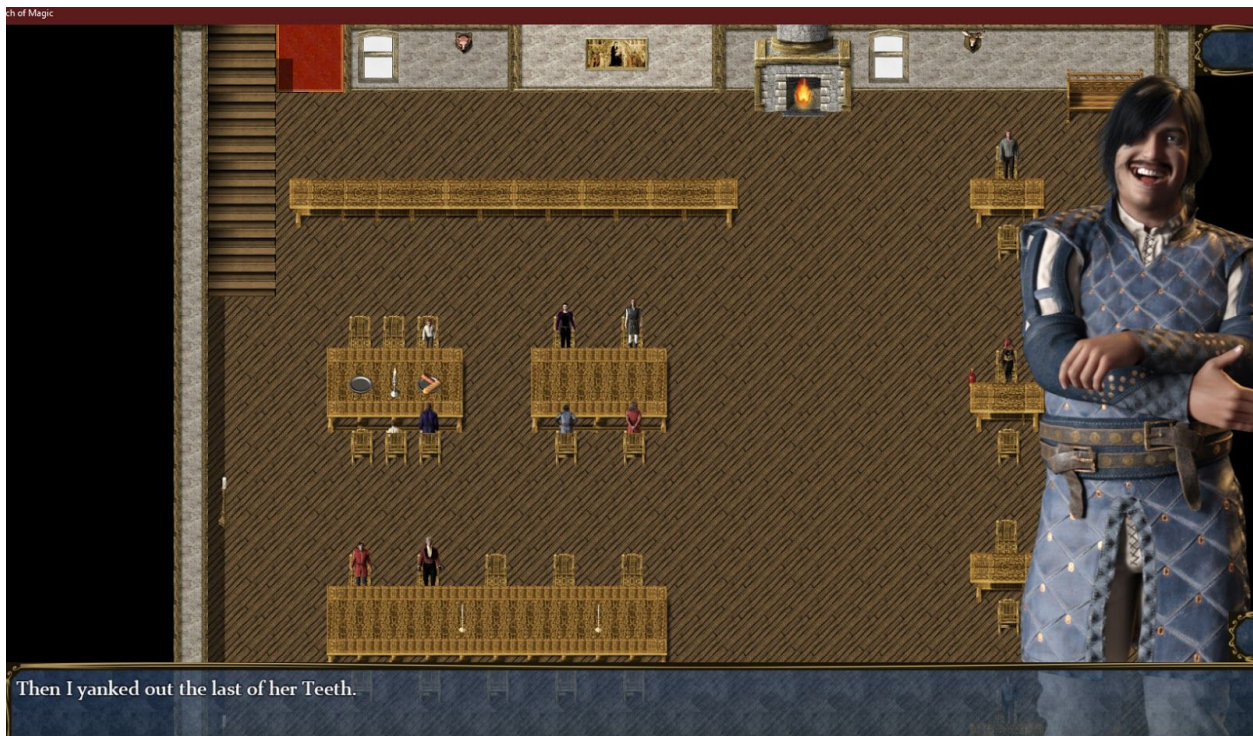


Then proceed to the dragon scale tavern to the far right of the map





Proceed to meet Liliana here. After the night is over you will return home, sneak out of the dragon scale tavern again.





Sit with your new friends and proceed to the monster girl Brothel



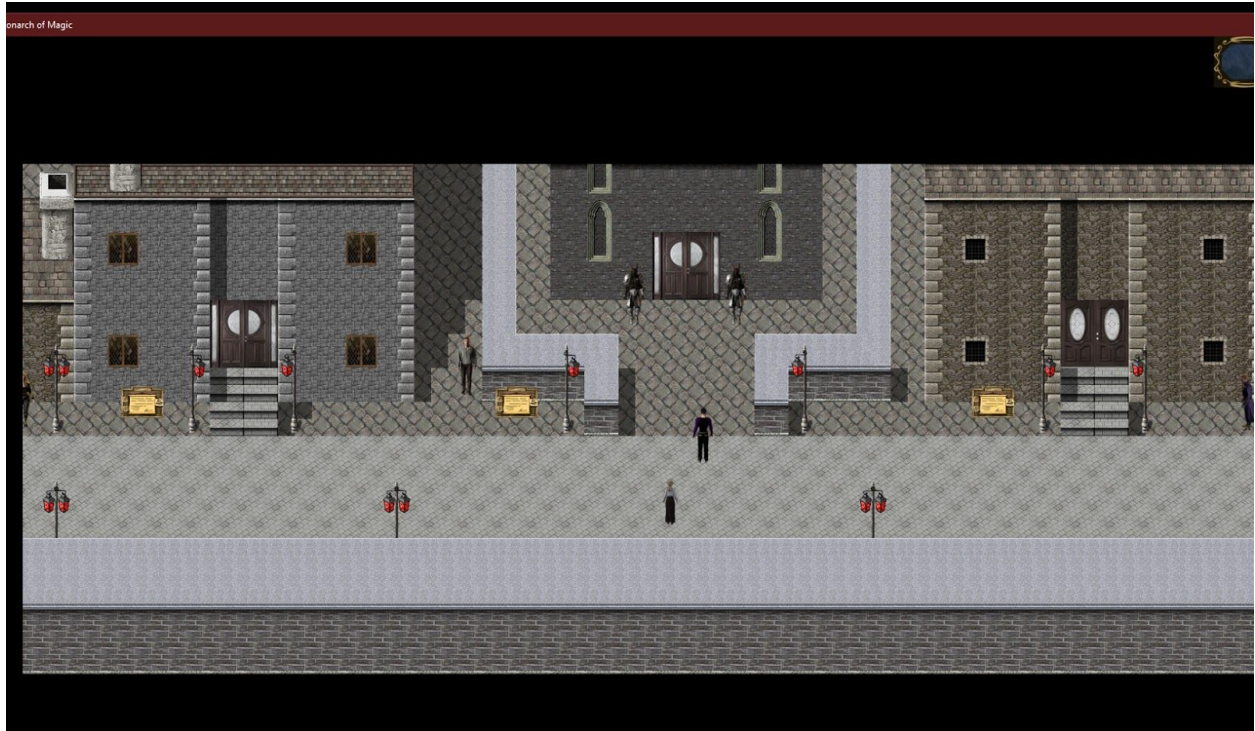
Talk to the girls when read proceed to talk to Bula (the green one) and choose which girl you would like to spend the evening with.

After which the player will be warned to stay away from the elf brothel.

Proceed to the city map

(Optional)






At this point, the game's first bad end is now open Proceed to the Redlight district and go into the elf brothel. When finished player will have a new costume and accessory. (Costume will give additional drops, while collar will give a boost to exp)

(Main go to downtown on the map)



Will be given a scene that shows the adventure guild is closed for the celebration of the hero party defeating the demon king.





Return home through the alleyway and fight.

After the fight goes to the market street next to downtown.



Talk to the guard and bribe your way in.



When you get past the guard find the information broker in the upper market talk to him twice and return home. And go to sleep. (Warning this is the last chance to get the bad end at the elf brothel or leave the house until the house arrest is over)

(Optional)





You can go to the black market dealer and buy an ancient dragon egg. Depending on the egg you pick you will hatch a different type of dragon with different skills and abilities.

Dark

Cause status ailment to the enemy and powerful dark attacks

Silver

Non-elemental damage as well as support stats and mp restoration

Fire

Powerful attacks

Water

Half damage half restoration skills.

Lightning

Uses quick and powerful attacks to hit single enemies

Wood

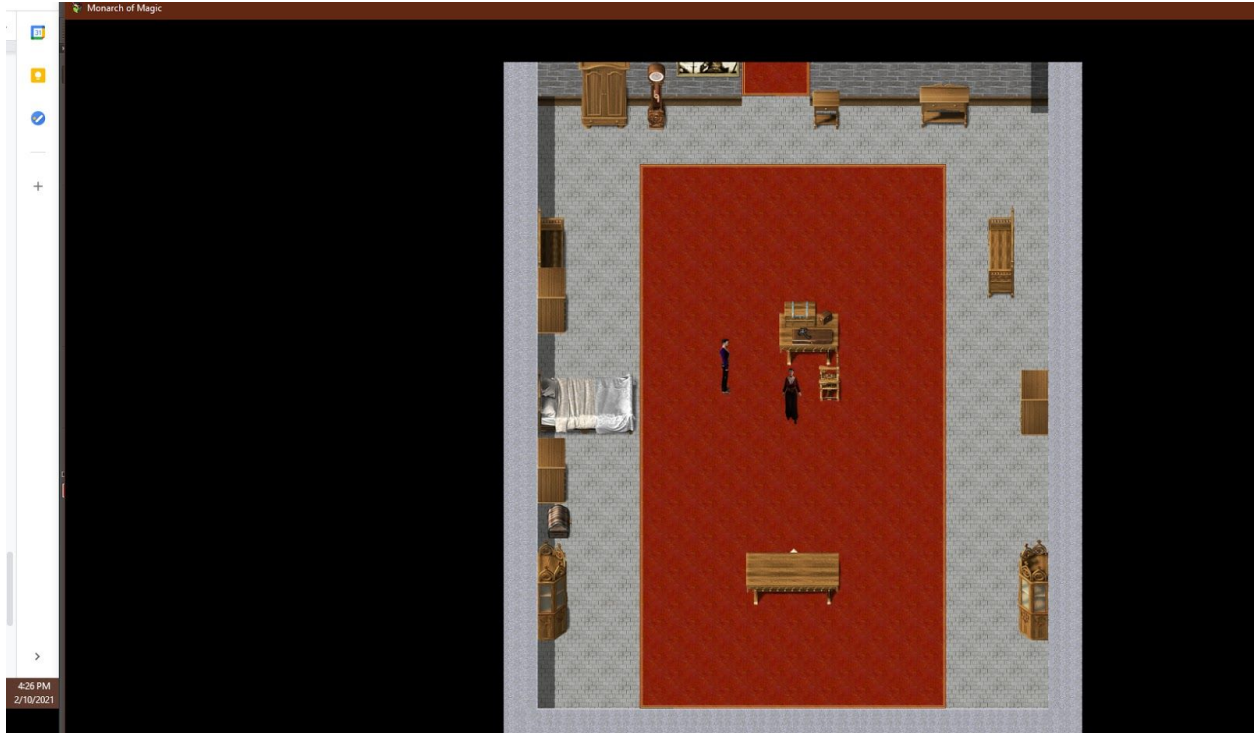
Resources hp skills.



Once the family is home proceed to the first floor and go to the storage room, to watch a couple of scenes

Once the scenes are over you can find Anna and Alice going from room to room on the second floor. And replay some actions if you want.

Helena



You can find Helena in her room on the second-floor bottom right keep dominating her until you get the bathing event.



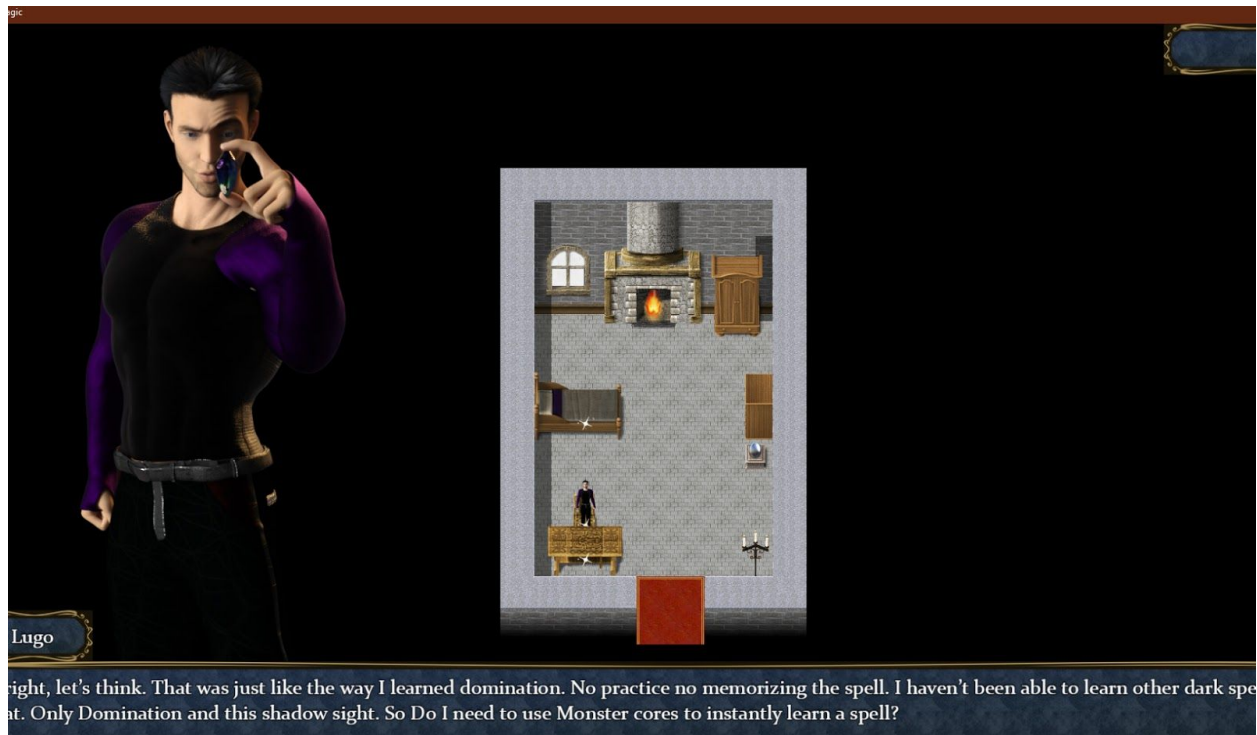
After which you should go to sleep and watch

Victoria





Proceed to talk with Victoria until a chest appears in her room talk with Victoria again and unlock a scene with Lugo moving the chest



This will unlock the Shadow sight Skill and allow you to watch scenes with people from your desk.




To continue with the main story make sure to watch **Dina** Shadow sight scene

Return to Victoria's room and talk to her to get a scene then talk to her again and use domination. After which you go to sleep and will no longer be under house arrest and can even leave through the front door (yay you.) proceed downtown





At this point, you will now follow Liliana and sneak into the elf brothel from Market street.





Get past the jackle guard and proceed into the small storehouse.

Find Liliana and sneak out of the brothel with her.



Once the scenes are over Lugo and Liliana will be in Market street. After a bit of talking a fight will start.

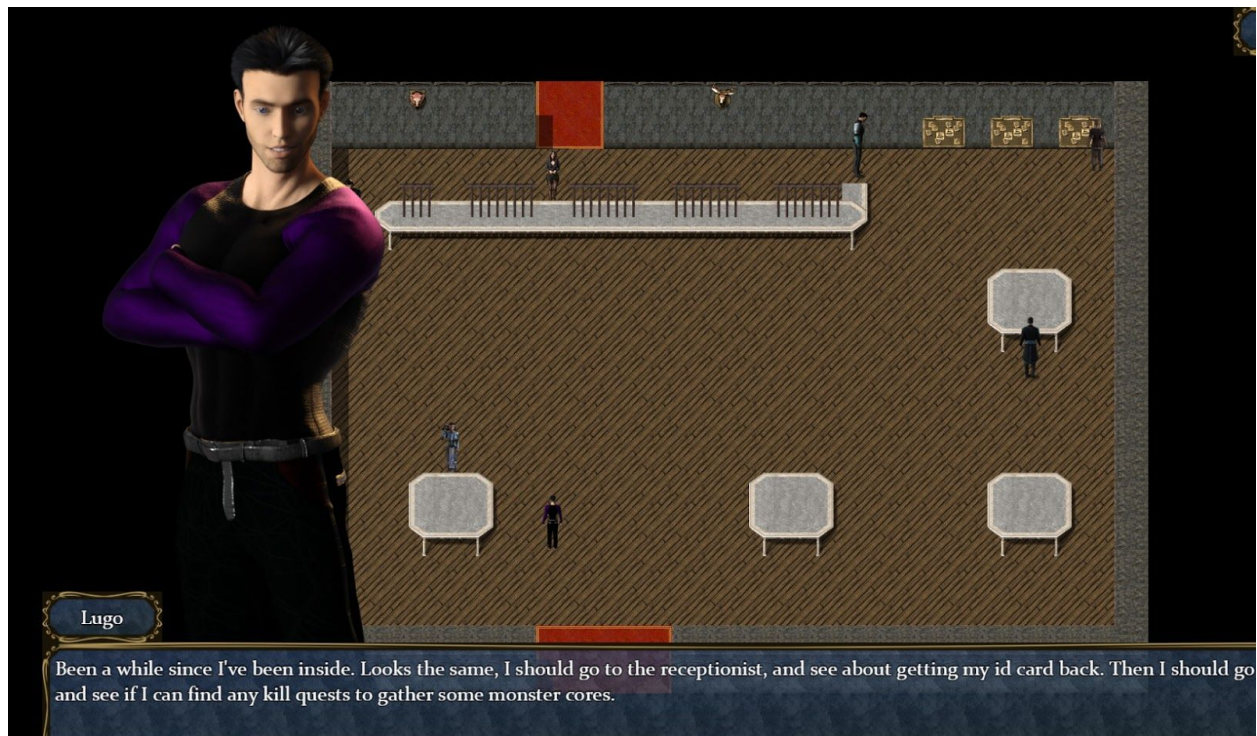




Once the scenes are over Head to the Flower field cafe and meet with Liliana



Meet Liliانا at her cafe whenever she is available. To progress further with her meet in her cafe. The adventuring guild is now open



Look around the guild until you are ready to leave the capital and proceed with the main story  
Also don't forget to buy some potions outside the adventures guild (You can leave the capital by going to the far left on the city map.)





Proceed to Orall Forest.

One there defeat enemies and obtain 10 monster cores. (If you need to heal go to the south in the first map of Orall forest and rest in the cabin to restore health)

Once you have collected 10 monster cores proceed to your room, and watch the first scene to learn the dark restoration skill. After which if you obtained a dragon egg. It will hatch and support you in battle.

From this point on collect monster cores to unlock skills in the skill menu

(optional)

Either go north or east in Orall forest to find some hidden bosses.

After you have learned the new skill go to the backyard and watch a scene with Lugo and Victoria.



Proceed to Meet Liliana until she and Victoria meet. (Optional you can meet Liliana again for a sex scene involving a potion mishap)



Find Victoria in UPtown

From here go to the adventures guild and proceed to the abandoned Elfin Fortress.  
(recommended to bring potions, with you, as well as learning Hellfire skill.)